

PRODUCT DATA SHEET

Reeds Outdoor



Floor light fixture with diffuse emission, with monochromatic LED light sources. Available with IP20 protection degree for indoors, IP67 and IP68 for outdoors. Light is diffused through 7 PMMA rods with different heights to give the impression of a groove of reeds and which can be screwed to the base by means of AISI 316 stainless steel bushes. Part of the light is also diffused on the floor around the base. The base has an irregular shape, which has been designed to allow a «mosaic» connection with other light fixtures so as to create an elaborate composition as needed. Consists of a base made up of a transparent polycarbonate casing installed between 2 AISI316 stainless steel plates fixed by means of AISI316 stainless steel screws. Water sealing is assured by a silicone gasket. The light fixture can be fastened to the floor by means of the holes in the lower plate. Technopolymer aesthetic cover. Complete with integrated ballast and supplied with a 1.5 m-long H05RN-F 2x1 cable provided with IP67 connector for the electrical connection to the mains suitable for 5-13.5mm diameter cables. Technical features in compliance with EN60598-1 Insulation class II.

Anthracite Grey



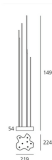


LED Undimmable

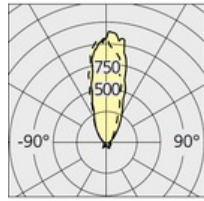
  75° IP67



| W | Dimensions | Luminous Flux (lm) | Color | Code |
|------|------------|--------------------|-------|---------|
| 9,5W | 22x22 cm | 79lm | ● | T087400 |
| | | | ● | T087500 |
| 28W | 42x42 cm | 237lm | ● | T087700 |
| | | | ● | T087800 |




| Reeds Outdoor LED | LED | | luminaire | | 9,5 W | 3000 K | |
|------------------------|----------------|--------|-----------|-------|-------|--------|--|
| Power | 9,5W | 9,5W | 9,5W | 28W | | | |
| Flux | 79lm | 79lm | 79lm | 237lm | | | |
| CCT | 3000K | 3000K | 3000K | 3000K | | | |
| CRI | 80 typ | | | | | | |
| Color Tolerance | 4SDCM | | | | | | |
| Service Life | L70(6K)>35600h | | | | | | |
| Efficiency | | | 12% | 12% | | | |
| Efficacy | 91lm/W | 91lm/W | 9lm/W | 9lm/W | | | |



| H m | Ø m | E _{Max} lux | E _{Med} lux |
|--------|--------|-------------------------|-------------------------|
| 5 | 3,19 | 4 | 2 |
| 4 | 2,55 | 8 | 3 |
| 3 | 1,92 | 10 | 6 |
| 2 | 1,28 | 22 | 13 |
| 1 | 0,64 | 89 | 51 |

— C = 0°-180° Cd/Klm
- - C = 90°-270°

Designers



› Klaus Begasse