

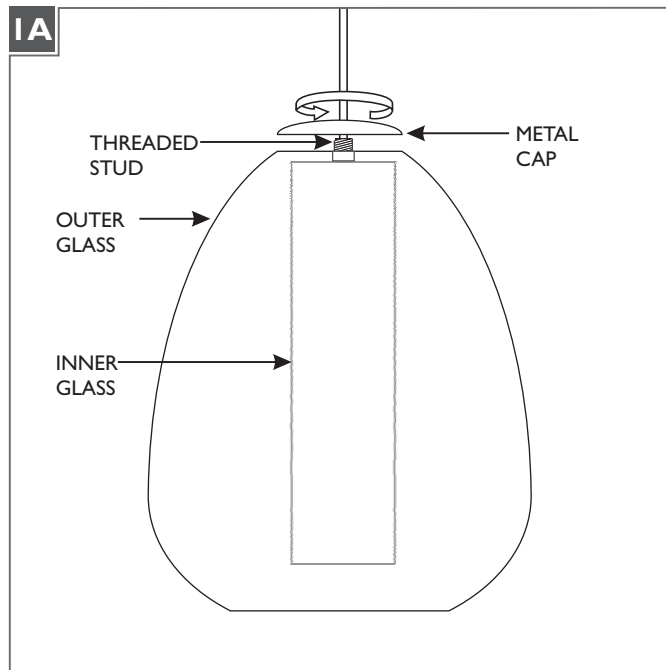
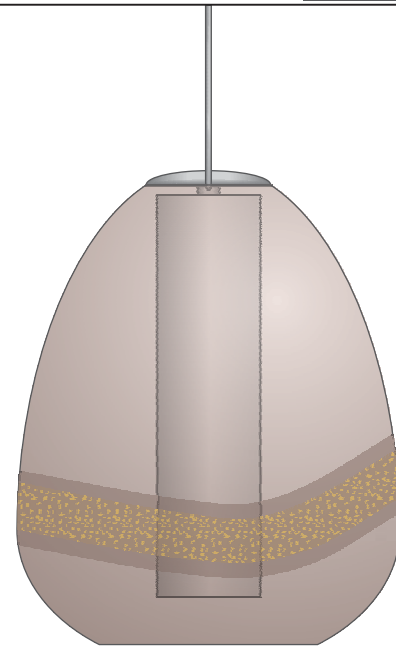
Miyu (Compact Fluorescent)

PF578_ 1.1



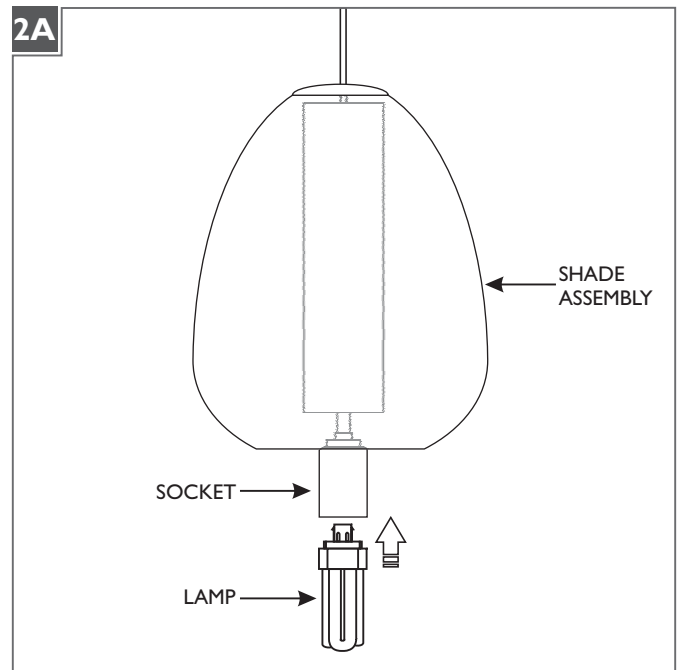
GENERAL PRODUCT INFORMATION:

This product is suitable for damp locations.



- 1** Place the inner glass inside the outer glass so that the threaded stud at the top of the inner glass is exposed.
- 2** Screw the metal cap to the threads on the inner glass.

Install the Lamp



CAUTION: To reduce the risk of a burn or electric shock during relamping, disconnect the power to the fixture.

Use **MAX 32 Watt** GX24Q-3 Base Triple Tube Compact Fluorescent Lamp.



- 1** Gently lift the shade assembly to expose the socket.
- 2** Push the lamp base completely into the socket.
- 3** Gently lower the shade assembly onto the socket assembly.

SAVE THESE INSTRUCTIONS!

LBL

7400 Linder Ave, Skokie, IL 60077

800.323.3226 - 847.626.6300

www.lblighting.com

© 2012 LBL Lighting. All rights reserved. The "LBL Lighting" graphic is a registered trademark of LBL Lighting. LBL Lighting reserves the right to change specifications for product improvements without notification.

A Generation Brands Company